DO NOT SCALE. IF IN DOUBT – ASK

ALL DIMENSIONS ARE IN MILLIMETRES – UNLESS NOTED OTHERWISE.

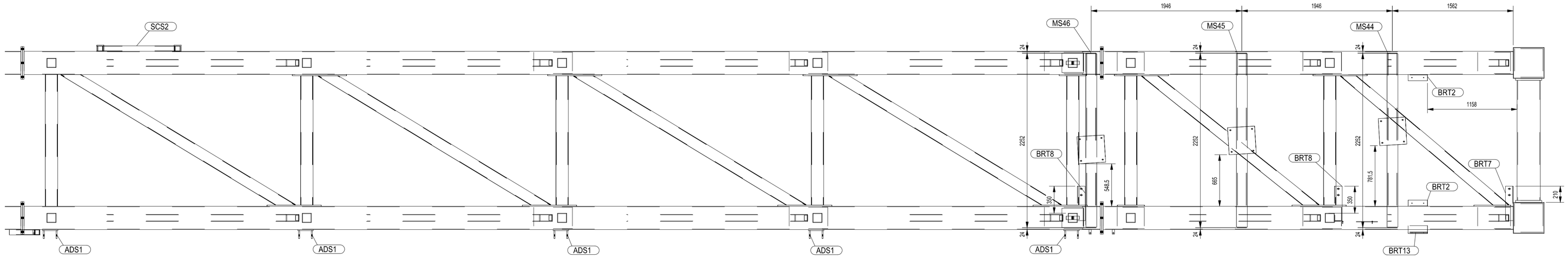

VIEW ON SECTION B - B

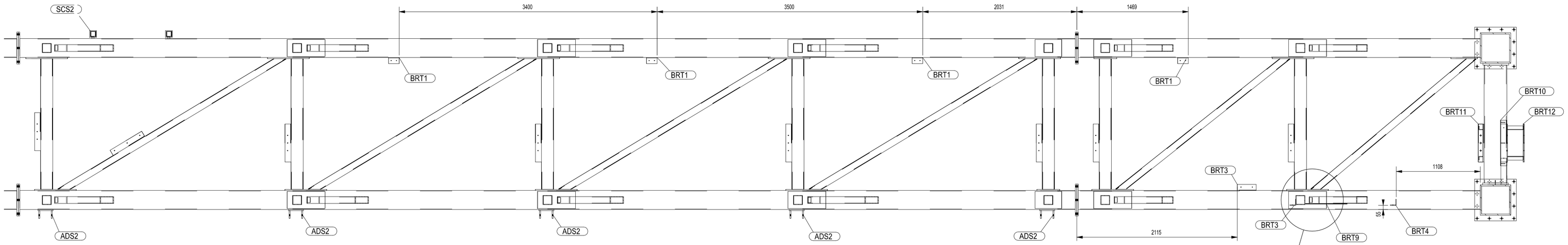

VIEW ON SECTION A - A

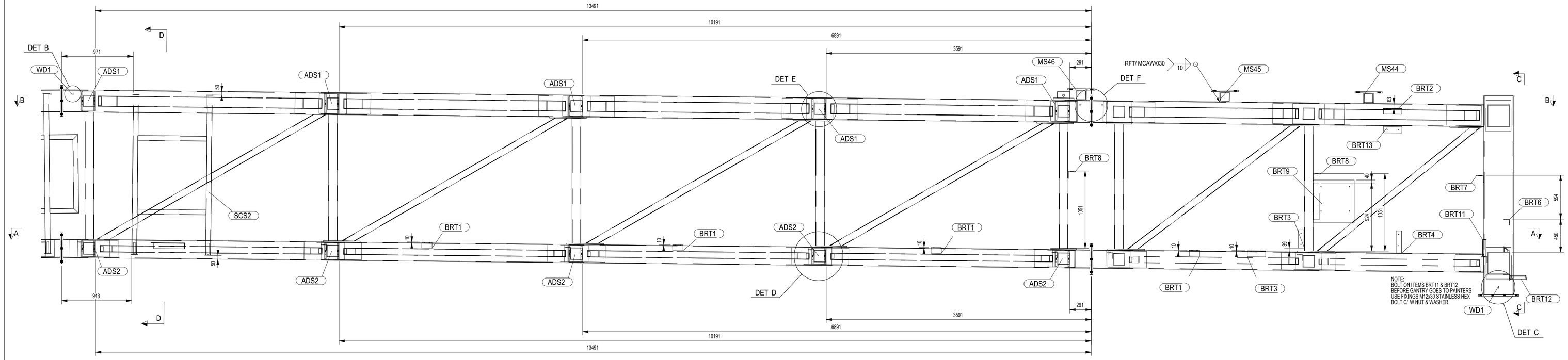

SIDE ELEVATION VIEW

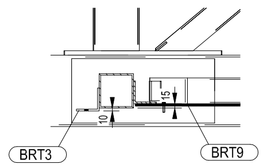

DETAIL A

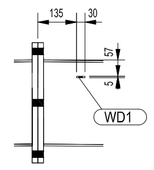

DETAIL B

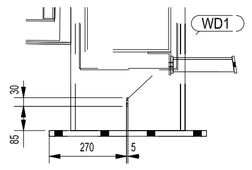

DETAIL C

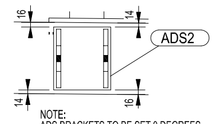

NOTE:
ADS BRACKETS TO BE SET 0 DEGREES TO THE HORIZONTAL

DETAIL D

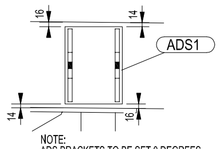

NOTE:
ADS BRACKETS TO BE SET 0 DEGREES TO THE HORIZONTAL

DETAIL E

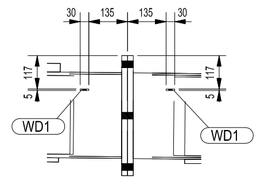

DETAIL F

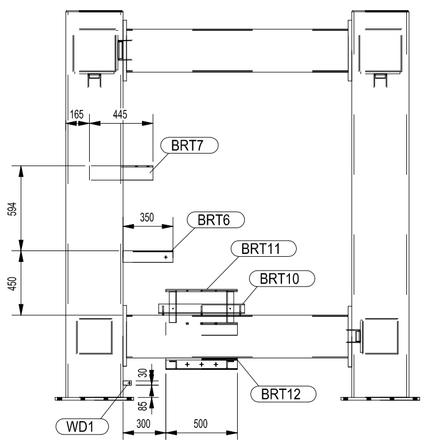

VIEW ON SECTION C - C

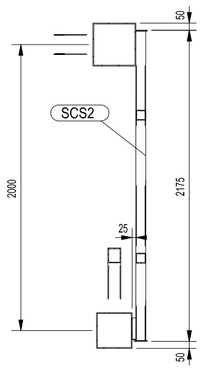

VIEW ON SECTION D - D

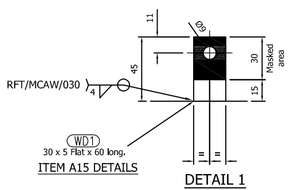

DETAIL 1
Earthing tab
Not to scale

FABRICATOR NOTE:-

- Earthing tab to be pre- galvanised and welded to baseplate as shown
- Prior to despatch to painters Earthing Tab is to be masked off to prevent Paint System being applied to this area (shaded area to be masked off)

GENERAL NOTES:-

1. All dimensions are in millimetres - unless noted otherwise
2. All tolerances to be ±1.0mm - unless noted otherwise
3. All welding to be done in conjunction with approved WPS. Fillet weld sizes shown are leg lengths - unless noted otherwise. RFT/MCAW/030.
4. 'Break' / radius corners of plates to remove sharp points
5. All hollow sections to be grade S355J2H to EN 10 210 - unless noted otherwise
6. All other sections (e.g. open sections and plates) to be grade S355J2 to EN 10 025 - unless noted otherwise
7. All fillet welds shall be proportioned to achieve a minimum throat thickness of 0.71 times the stated leg length
8. All welds to be 6mm continuous fillet - unless noted otherwise.

INDEX	DESCRIPTION	DWN	CHK	DATE
00	ISSUE FOR CONSTRUCTION	MTX	TM	28.05.12

REVISIONS

Varley & Gulliver Ltd.
HALESFIELD 18,
TELFORD,
SHROPSHIRE TR7 4JS.
TEL: 01952 588788
FAX: 01952 588144

© Varley & Gulliver Ltd. - This drawing is the copyright work of Varley & Gulliver Ltd. It may not be copied (in whole or in part) without the prior written consent of Varley & Gulliver Ltd. The designs disclosed in this drawing may be the subject of other intellectual property rights and reproduction of the designs shown in this drawing without the prior written consent of Varley & Gulliver Ltd. may infringe intellectual property rights

CLIENT
CCJV

PROJECT
M1 JUNCTIONS 10-13 HSR IMPROVEMENTS

DRAWING TITLE
GENERAL ARRANGEMENT OF GANTRY 31 NORTHBOUND WELD ON BRACKETRY.

DRAWN BY	CHECKED BY	DATE	SCALE
MTX	TM	21.05.12	1:20

PROJECT No.	DRAWING No.	REV
11727	VG1039-CD-CON-3105	00